




Club Health Assessment for District 410 E through September 2025

			Status	Membership					Reports				Finance	LCIF		
Club Number	Club Name	Charter Date	Times in Status Quo in Past 2 Years	Current Member Count **	YTD Members Added	YTD Members Dropped	YTD Net Growth% ***	Member Count 1 Year Ago	Dropped Members Avg.Length of Service	Months Since Membership Update	Current Officers Reported ****	Current President Repeated Term	VP Reported *****	Last Date Reported Service (mm/yyyy)	Account Balance	YTD Donations
Clubs less than two years old																
181930	Lenasia	04/24/2025	Active	19	1	0	5.56%	0		2	Y	2		09/2025		
180844	Orkney	02/27/2025	Active	19	0	0	0.00%	0		3	Y	2		09/2025	90+ Days	
Clubs more than two years old																
27721	ALBERTON	04/08/1970	Active	47	0	0	0.00%	48		3	Y	2	R	09/2025		
Exc Award (06/30/2021, 06/30/2022, 06/30/2023)																
27767	AMANZIMTOTI	02/08/1968	Active	19	4	0	26.67%	14		0	Y			09/2025		
45041	BALLITO	05/23/1985	Active	8	0	0	0.00%	6		1	Y	2		09/2025		
27724	BENONI	06/18/1959	Active	16	0	0	0.00%	14		3	Y			09/2025	90+ Days	
115092	BENONI LAKES	09/14/2011	Active	6	0	0	0.00%	13		3	Y	2		07/2025		
Exc Award (06/30/2016, 06/30/2021)																
27770	BLOEMFONTEIN	06/05/1959	Active	6	0	0	0.00%	6		15	N	None		02/2025	90+ Days	
61204	CENTURION	10/28/1998	Active	12	0	0	0.00%	14		6	Y		N	09/2025		
Exc Award (06/30/2022)																
117928	CENTURION LIFESTYLE	11/12/2012	Active	10	0	0	0.00%	13		3	N	2		09/2025	90+ Days	
30754	COWIES HILL	05/20/1975	Active	16	1	0	6.67%	20		1	Y		N	09/2025		\$309.07
Exc Award (06/30/2023)																
110924	DURBAN EAST COAST	04/25/2011	Active	38	0	0	0.00%	37		1	Y	2	R	09/2025		
27774	DURBAN HOST	06/09/1958	Active	14	0	0	0.00%	11		4	Y	2	R	06/2025	90+ Days	
27814	DURBAN NORTH DURBAN	10/26/1967	Active	20	1	0	5.26%	18		1	Y		N	08/2025		
Exc Award (06/30/2024)																
27775	DURBAN SOUTH DURBAN	06/16/1966	Active	3	0	0	0.00%	5		8	Y	2		09/2025		
130226	East London Beacon Bay	02/28/2017	P- Active(2)	17	14	0	466.67%	1		1	Y			09/2025	90+ Days	
27779	EAST LONDON PORT REX	10/03/1968	Active	20	1	3	-9.09%	19	4	0	Y			09/2025		\$2,694.84
27730	EDENVALE	10/26/1970	Active	20	0	0	0.00%	18		2	Y			09/2025		
Exc Award (06/30/2023)																
27781	ESTCOURT	06/18/1966	Active	10	0	0	0.00%	8		3	Y		N	08/2025	90+ Days	
27783	GONUBIE	10/30/1972	Active	11	0	0	0.00%	10		3	Y		N	07/2025	90+ Days	\$56.19



Club Health Assessment for District 410 E through September 2025

			Status	Membership						Reports				Finance	LCIF	
Club Number	Club Name	Charter Date	Times in Status Quo in Past 2 Years	Current Member Count **	YTD Members Added	YTD Members Dropped	YTD Net Growth% ***	Member Count 1 Year Ago	Dropped Members Avg.Length of Service	Months Since Membership Update	Current Officers Reported ****	Current President Repeated Term	VP Reported *****	Last Date Reported Service (mm/yyyy)	Account Balance	YTD Donations
27746	HENLEY ON KLIP L C	04/21/1966	Active	11	1	1	0.00%	10	6	2	Y		IP	09/2025	90+ Days	\$49.97
57333	HIBBERDENE	09/08/1995	Active	11	1	1	0.00%	9	2	0	Y	3		09/2025		
29349	HILTON	05/17/1974	Active	11	0	0	0.00%	9		8	Y		N	09/2025		
29192	HOWICK UMNGENI	04/11/1974	Active	12	0	0	0.00%	11		0	Y	2	R	09/2025		
Exc Award (06/30/2023, 06/30/2024)																
27738	JOHANNESBURG NORTHCLIFF	03/10/1966	Active	18	2	0	12.50%	16		1	Y	2		09/2025	90+ Days	
27742	JOHANNESBURG THE WILDS	04/12/1962	Active	11	1	1	0.00%	10	58	1	Y	3	N	09/2025		
30913	KINGSBURGH	06/11/1975	Active	14	1	0	7.69%	16		0	Y			09/2025		
27791	KINGWILLAMSTOWN	03/01/1968	Active	14	0	2	-12.50%	16	14	0	Y			09/2025		
Exc Award (06/30/2016)																
27745	KLERKSDORP	10/19/1965	Active	14	0	0	0.00%	12		3	Y	2	N	09/2025	90+ Days	
29725	KOMGA	07/15/1974	Active	7	0	0	0.00%	7		15	N	3		06/2023		
27788	KOUGA	09/10/1968	Active	3	0	0	0.00%	3		1	Y	7		09/2025		
27747	KRUGERSDORP	08/02/1962	Active	22	2	0	10.00%	22		2	Y		N	09/2025		
Exc Award (06/30/2018)																
27796	LADYSMITH	09/16/1970	Active	9	0	0	0.00%	9		4	Y	4	R	09/2025	90+ Days	\$56.19
27748	LETABA TZANEEN L C	09/17/1969	Active(1)	14	2	0	16.67%	17		2	Y	2		09/2025		
39796	MANZINI	04/13/1981	Active	19	0	0	0.00%	15		0	Y		N	09/2025		
Exc Award (06/30/2023)																
48149	MIDRAND	02/10/1988	Active	20	4	1	17.65%	18	11	0	Y		N	09/2025	90+ Days	
27753	NELSPRUIT	03/04/1970	Active	13	1	0	8.33%	15		3	Y			09/2025		
116362	NEWCASTLE	03/21/2012	Active	17	0	0	0.00%	16		3	Y	2	N	09/2025		
111197	PORT ALFRED	06/02/2011	Active	12	2	2	0.00%	16	12	1	Y		N	09/2025		
29439	PORT ELIZABETH CAPE RECIFE	05/30/1974	Active(2)	3	0	0	0.00%	3		3	Y	13		09/2025	90+ Days	
27804	PORT ELIZABETH HOST	02/15/1958	Active	3	1	0	50.00%	2		2	N			03/2024	90+ Days	
27805	PORT ELIZABETH ST CROIX	02/09/1971	Active	8	0	0	0.00%	5		4	Y	5	N	09/2025	90+ Days	
27807	PORT SHEPSTONE	03/02/1970	Active	34	1	0	3.03%	34		1	Y		N	09/2025	90+ Days	
105249	PRETORIA CITY	04/14/2009	Active	18	0	1	-5.26%	22	16	1	Y	2	R	09/2025		



Club Health Assessment for District 410 E through September 2025


			Status	Membership						Reports				Finance		LCIF
Club Number	Club Name	Charter Date	Times in Status Quo in Past 2 Years	Current Member Count **	YTD Members Added	YTD Members Dropped	YTD Net Growth% ***	Member Count 1 Year Ago	Dropped Members Avg.Length of Service	Months Since Membership Update	Current Officers Reported ****	Current President Repeated Term	VP Reported *****	Last Date Reported Service (mm/yyyy)	Account Balance	YTD Donations
52963	PRETORIA JAKARANDA	04/24/1992	Active	18	1	5	-18.18%	23	2	1	Y		N	09/2025	90+ Days	\$107.25
	Exc Award (06/30/2023)															
27757	PRETORIA SOUTH	09/25/1973	Active	35	1	0	2.94%	33		0	Y		N	09/2025	90+ Days	
	Exc Award (06/30/2018)															
45984	RAMSGATE	03/28/1986	Active	6	0	0	0.00%	7		3	Y	2		09/2025		\$111.05
46497	REITZ	07/09/1986	Active	10	0	2	-16.67%	13	8	2	Y		N	06/2025	90+ Days	
109971	ROODEPOORT CLEARWATER CYBER	01/12/2011	Active	8	0	0	0.00%	9		3	Y		N	09/2025		
104884	ROODEPOORT HELDERKRUIN	03/04/2009	Active	24	0	2	-7.69%	27	4	2	Y		N	09/2025	90+ Days	
46134	ROODEPOORT WILRO PARK LC	04/15/1986	Active	21	1	1	0.00%	29	5	2	Y		N	09/2025		
27760	RUSTENBURG	04/02/1968	Active	10	0	0	0.00%	8		4	Y		N	09/2025		
29586	SCOTTBURGH	06/25/1974	Active	26	8	1	36.84%	22	43	0	Y	3	N	09/2025	90+ Days	
102613	SHELLY BEACH	06/23/2008	Active	11	2	0	22.22%	6		0	Y	3		09/2025		
29241	STANDERTON	04/30/1974	Active	3	0	0	0.00%	4		8	Y	2		09/2025		
27764	STILFONTEIN	10/15/1969	Active	8	0	0	0.00%	9		5	Y		N	09/2025	90+ Days	
27812	UITENHAGE	01/16/1962	Active	23	0	0	0.00%	21		0	Y		N	09/2025		90+ Days
	Exc Award (06/30/2023)															
27766	VEREENIGING	11/13/1964	Active	21	0	0	0.00%	23		4	Y	2	R	09/2025	90+ Days	
27816	VRYPHEID	11/13/1973	Active	7	0	0	0.00%	7		2	Y	3	N	09/2025		
	Exc Award (06/30/2021)															
44342	WELTEVREDEN	10/11/1984	Active	12	1	0	9.09%	11		1	Y	2		09/2025		

Clubs Cancelled Previous Fiscal Year – Clubs Cancelled within last 12 months may be reinstated

Club Number	Club Name	Charter Date	Current Status*	Cancellation Date
122767	Kensington	07/15/2014	Cancelled(6*)	09/29/2024
27790	KIMBERLEY	01/21/1959	Cancelled(6*)	05/29/2025
97579	POTCHEFSTROOM	07/31/2006	Cancelled(6*)	08/29/2024



Club Health Assessment for District 410 E through September 2025

<div>International Club of Presidents</div>						Status		Membership					Reports				Finance		LCIF	
						Times in Status Quo in Past 2 Years		Current Member Count **	YTD Members Added	YTD Members Dropped	YTD Net Growth***	Member Count 1 Year Ago	Dropped Members Avg.Length of Service	Months Since Membership Update	Current Officers Reported ****	Current President Repeated Term	VP Reported *****	Last Date Reported Service (mm/yyyy)	Account Balance	YTD Donations
Club Number	Club Name		Charter Date																	
Current Total Clubs Count	YTD New Clubs Count	YTD Cancelled Clubs Count	YTD Net Club Gain	Current Total Members Count	YTD Add	YTD Drop	YTD Net Growth %	Member Count 12 Months Ago	Average Member Count Per Club	% of Clubs with less than 20 members	% No Officer Report in 12 Months	% of Clubs with balance 90+ days	Number of Clubs in Status Quo	% Status Quo Clubs in Financial Suspension	Number of Cancelled Clubs	Average Cancelled Club Age	Members Lost Due to Cancellation	% of Clubs Cancelled for Non-Financial Reasons		
60	0	0	0	892	55	23	32	3.72%	840	15	77%	2%	38%	0	0%	0	0	0	0%	

* - P - Priority Club. Cancellation Reasons: 1-Objectives/conduct, 2-Non-active club, 5-Non-existing club, 6-Disbanding, 7-Merger, 8-Financial Suspension, 9-District/Multiple District Dues.

** Red denotes below 15 active members.

*** Red denotes 20% + loss.

**** Y - all 3 (President, Secretary, Treasurer) club officers reported, N - not all 3 reported.

***** Abbreviation: N-New, IP-Immediate Past, R-Repeat.



Club Health Assessment for District 410 W through September 2025

			Status	Membership						Reports				Finance	LCIF	
Club Number	Club Name	Charter Date	Times in Status Quo in Past 2 Years	Current Member Count **	YTD Members Added	YTD Members Dropped	YTD Net Growth% ***	Member Count 1 Year Ago	Dropped Members Avg.Length of Service	Months Since Membership Update	Current Officers Reported ****	Current President Repeated Term	VP Reported *****	Last Date Reported Service (mm/yyyy)	Account Balance	YTD Donations
Clubs more than two years old																
130584	Athlone	04/06/2017	Active	12	0	0	0.00%	14		2	Y	2	N	09/2025	90+ Days	
27673	BERGVLIET	08/07/1969	Active	10	0	0	0.00%	10		3	Y	3	R	09/2025		
Exc Award (06/30/2018)																
27674	BRACKENFELL	05/09/1973	Active	8	0	0	0.00%	9		0	Y			09/2025		\$56.19
27675	BREDASDORP	01/30/1964	P- Status Quo(1)	6	0	0	0.00%	1		3	Y	2		09/2025	90+ Days	
27677	CAPE OF GOOD HOPE	11/24/1958	Active	17	1	0	6.25%	21		2	Y	2	R	09/2025		\$33.31
Exc Award (06/30/2018, 06/30/2019, 06/30/2024)																
27678	CAPE TOWN	10/14/1957	Active	11	3	0	37.50%	10		0	Y			09/2025		\$84.29
Exc Award (06/30/2016, 06/30/2017, 06/30/2018)																
27680	CERES	08/13/1969	Active	16	3	0	23.08%	15		2	Y		N	09/2025	90+ Days	\$27.76
Exc Award (06/30/2023, 06/30/2024)																
29437	DE GRENDEL	05/30/1974	Active	17	0	0	0.00%	16		2	Y	2	N	09/2025		\$84.29
27682	DURBANVILLE	02/26/1964	Active	11	0	0	0.00%	15		3	Y	2		09/2025		
Exc Award (06/30/2018, 06/30/2021)																
106252	EDEN	08/13/2009	Active	11	0	0	0.00%	18		2	Y		N	09/2025		
Exc Award (06/30/2018, 06/30/2019, 06/30/2022, 06/30/2024)																
135137	FISH HOEK DEEP SOUTH	06/13/2018	Active	15	1	6	-25.00%	14	7	0	Y			09/2025		
Exc Award (06/30/2024)																
27702	FISH HOEK-SIMONSBAY L C	07/11/1973	Active	18	4	0	28.57%	20		0	Y	2	N	09/2025		\$27.76
Exc Award (06/30/2020, 06/30/2021, 06/30/2022, 06/30/2023)																
44800	FRANSCHHOEK	03/14/1985	Active	17	0	0	0.00%	17		0	Y	2		09/2025		
47709	GANSBAAI	09/04/1987	Active	11	1	2	-8.33%	12	22	2	Y	2	N	09/2025		
27782	GEORGE	08/29/1963	Active	8	0	0	0.00%	10		3	Y			09/2025		
Exc Award (06/30/2018, 06/30/2020, 06/30/2022)																
27684	GORDONIA	07/09/1964	Active	13	0	0	0.00%	12		3	Y	2	N	09/2025		
46949	GORDONS BAY	02/02/1987	Active	24	2	0	9.09%	20		1	Y	2	N	09/2025		



Club Health Assessment for District 410 W through September 2025

			Status	Membership						Reports				Finance		LCIF
Club Number	Club Name	Charter Date	Times in Status Quo in Past 2 Years	Current Member Count **	YTD Members Added	YTD Members Dropped	YTD Net Growth% ***	Member Count 1 Year Ago	Dropped Members Avg.Length of Service	Months Since Membership Update	Current Officers Reported ****	Current President Repeated Term	VP Reported *****	Last Date Reported Service (mm/yyyy)	Account Balance	YTD Donations
Exc Award (06/30/2016, 06/30/2017, 06/30/2018, 06/30/2019, 06/30/2021, 06/30/2022, 06/30/2023)																
50409	GROOTE SCHUUR	04/09/1990	Active	8	0	0	0.00%	5		2	Y	3		09/2025		
Exc Award (06/30/2016)																
27711	GROOTFONTEIN	04/19/1961	Active	11	1	0	10.00%	9		0	Y	2		09/2025		
27685	HELDERBERG	11/15/1963	Active	9	0	0	0.00%	10		2	Y			09/2025		
101830	HENTIESBAAI	06/02/2008	Active	22	0	0	0.00%	32		3	Y		N	09/2025		
Exc Award (06/30/2016, 06/30/2023)																
27686	HOUT BAY	04/19/1966	Active	8	0	0	0.00%	9		9	Y	2	N	09/2025		
27687	KIRSTENBOSCH	10/25/1961	Active	20	2	0	11.11%	17		0	Y	2		09/2025		
Exc Award (06/30/2016, 06/30/2018)																
27795	KNYSNA	01/21/1974	Active	12	0	1	-7.69%	11	1	0	Y			09/2025		
136024	Kuils River	07/29/2018	Active(1)	6	0	0	0.00%	5		5	Y			09/2025	90+ Days	
27690	MALGAS	10/12/1962	Active	9	1	1	0.00%	7	6	1	Y			09/2025		
Exc Award (06/30/2016, 06/30/2018)																
104698	MALMESBURY	02/12/2009	Active	9	0	0	0.00%	11		6	Y	2		09/2025	90+ Days	\$27.76
27695	MERRIMAN	06/10/1965	Active	17	2	0	13.33%	17		0	Y		N	09/2025	90+ Days	
Exc Award (06/30/2017, 06/30/2018)																
27692	MILNERTON	04/11/1961	Active	16	0	0	0.00%	18		2	Y		N	09/2025	90+ Days	
Exc Award (06/30/2018)																
132736	Mitchells Plain	10/06/2017	Active	12	0	0	0.00%	12		2	Y		N	09/2025	90+ Days	\$24.99
60043	MOORREESBURG	10/20/1997	Active	31	5	0	19.23%	26		1	Y			09/2025		\$19.57
Exc Award (06/30/2016, 06/30/2017, 06/30/2018, 06/30/2020, 06/30/2021, 06/30/2022, 06/30/2023, 06/30/2024)																
122589	Mossel Bay St. Blaize	06/25/2014	Active	15	0	0	0.00%	15		3	Y		N	09/2025		
Exc Award (06/30/2023)																
154146	Northpine	05/17/2023	Active	13	1	1	0.00%	18	5	1	Y	4		09/2025	90+ Days	
141395	Otavi	03/26/2020	Active(4)	16	0	0	0.00%	17		3	Y	2		07/2025	90+ Days	\$11.29
27694	PAARL	04/08/1959	Active	19	0	1	-5.00%	16	6	1	Y		N	09/2025		\$27.76
78229	PORTERVILLE	03/31/2004	Active	17	0	0	0.00%	16		10	Y	5	N	09/2025		
51699	REHOBOTH	05/13/1991	Active	28	5	1	16.67%	12	9	1	Y	2	N	09/2025	90+ Days	




Club Health Assessment for District 410 W through September 2025

			Status	Membership						Reports				Finance		LCIF
Club Number	Club Name	Charter Date	Times in Status Quo in Past 2 Years	Current Member Count **	YTD Members Added	YTD Members Dropped	YTD Net Growth% ***	Member Count 1 Year Ago	Dropped Members Avg.Length of Service	Months Since Membership Update	Current Officers Reported ****	Current President Repeated Term	VP Reported *****	Last Date Reported Service (mm/yyyy)	Account Balance	YTD Donations
27701	SEA POINT	02/22/1961	Active	12	2	0	20.00%	9		2	Y		R	09/2025		
46369	SEDGEFIELD	06/09/1986	Active	32	0	0	0.00%	35		2	Y		N	09/2025		
	Exc Award (06/30/2019, 06/30/2020, 06/30/2022, 06/30/2023, 06/30/2024)															
138095	Stellenbosch	05/12/2019	Active	10	0	0	0.00%	7		0	Y	3	N	09/2025	90+ Days	
49909	STILL BAY	10/16/1989	Active	6	0	0	0.00%	6		4	Y	5		09/2025	90+ Days	
27716	SWAKOPMUND	07/27/1959	Active	32	0	0	0.00%	29		3	Y		R	09/2025	90+ Days	\$84.66
	Exc Award (06/30/2018, 06/30/2019, 06/30/2023, 06/30/2024, 06/30/2025)															
29350	SWELLENDAM	05/15/1974	Active	20	0	1	-4.76%	22	3	0	Y	2	R	09/2025		
	Exc Award (06/30/2018, 06/30/2023)															
32700	TABLE VIEW	08/17/1976	Active	18	1	0	5.88%	19		1	Y			09/2025		\$55.53
	Exc Award (06/30/2017, 06/30/2023, 06/30/2024)															
33919	TOKAI	05/05/1977	Active	32	2	2	0.00%	34	5	0	Y	3		09/2025		
	Exc Award (06/30/2019, 06/30/2020, 06/30/2021, 06/30/2022)															
62490	TSUMEB	11/11/1999	Active	20	4	0	25.00%	24		1	Y	2	N	09/2025	90+ Days	
	Exc Award (06/30/2018)															
27706	TULBAGH	08/07/1968	Active	34	0	0	0.00%	23		3	Y		N	09/2025		\$27.76
	Exc Award (06/30/2025)															
62989	TYGERBERG HILLS	03/31/2000	Active	10	0	0	0.00%	10		3	Y			08/2025		
30170	UNIONDALE	01/27/1975	Active	13	0	0	0.00%	13		3	Y		N	09/2025		
27707	VREDENDAL	08/21/1965	Active	14	0	0	0.00%	12		5	Y		IP	09/2025	90+ Days	
27718	WALVIS BAY	10/21/1960	Active	22	1	0	4.76%	22		2	Y	2	R	09/2025		\$84.65
27708	WELLINGTON	09/19/1966	Active	17	1	0	6.25%	20		1	Y		N	09/2025		
	Exc Award (06/30/2016, 06/30/2021, 06/30/2023)															
27719	WINDHOEK	02/26/1958	Active	33	0	0	0.00%	27		2	Y	2		08/2025		\$55.98
	Exc Award (06/30/2018)															
27720	WINDHOEK ALTE FESTE	08/25/1970	Active	20	2	0	11.11%	17		0	Y		N	09/2025	90+ Days	
	Exc Award (06/30/2025)															
27710	WORCESTER	01/29/1958	Active	24	0	0	0.00%	22		3	Y		N	09/2025		\$1,017.06
	Exc Award (06/30/2023)															



Club Health Assessment for District 410 W through September 2025

																
Club Number	Club Name	Charter Date	Status	Membership					Reports				Finance	LCIF		
			Times in Status Quo in Past 2 Years	Current Member Count **	YTD Members Added	YTD Members Dropped	YTD Net Growth% ***	Member Count 1 Year Ago	Dropped Members Avg.Length of Service	Months Since Membership Update	Current Officers Reported ****	Current President Repeated Term	VP Reported *****	Last Date Reported Service (mm/yyyy)	Account Balance	YTD Donations

Clubs Cancelled Previous Fiscal Year – Clubs Cancelled within last 12 months may be reinstated

Club Number	Club Name	Charter Date	Current Status*	Cancellation Date
61029	NEWLANDS	07/09/1998	Cancelled(8*)	07/29/2024

Current Total Clubs Count	YTD New Clubs Count	YTD Cancelled Clubs Count	YTD Net Club Gain	Current Total Members Count	YTD Add	YTD Drop	YTD Net Growth	YTD Net Growth %	Member Count 12 Months Ago	Average Member Count Per Club	% of Clubs with less than 20 members	% No Officer Report in 12 Months	% of Clubs with balance 90+ days	Number of Clubs in Status Quo	% Status Quo Clubs in Financial Suspension	Number of Cancelled Clubs	Average Cancelled Club Age	Members Lost Due to Cancellation	% of Clubs Cancelled for Non-Financial Reasons
55	0	0	0	892	45	16	29	3.36%	868	16	73%	0%	31%	1	100%	0	0	0	0%

* - P - Priority Club. Cancellation Reasons: 1-Objectives/conduct, 2-Non-active club, 5-Non-existing club, 6-Disbanding, 7-Merger, 8-Financial Suspension, 9-District/Multiple District Dues.

** Red denotes below 15 active members.

*** Red denotes 20% + loss.

**** Y - all 3 (President, Secretary, Treasurer) club officers reported, N - not all 3 reported.

***** Abbreviation: N-New, IP-Immediate Past, R-Repeat.